

RESIDENTIAL PROPERTY PRICE INDEX

DATA GOVERNANCE AND STATISTICS DEPARTMENT
SURVEYS AND INDICES DIVISION

DECEMBER 2023



Residential Property Price Index (RPPI)

In December 2023, RPPI increased monthly by **1.1** percent, recorded an annual increase of **75.5** percent in nominal terms and **7.1** percent in real terms.

■ NUTS-Level 2 regions having the highest annual changes

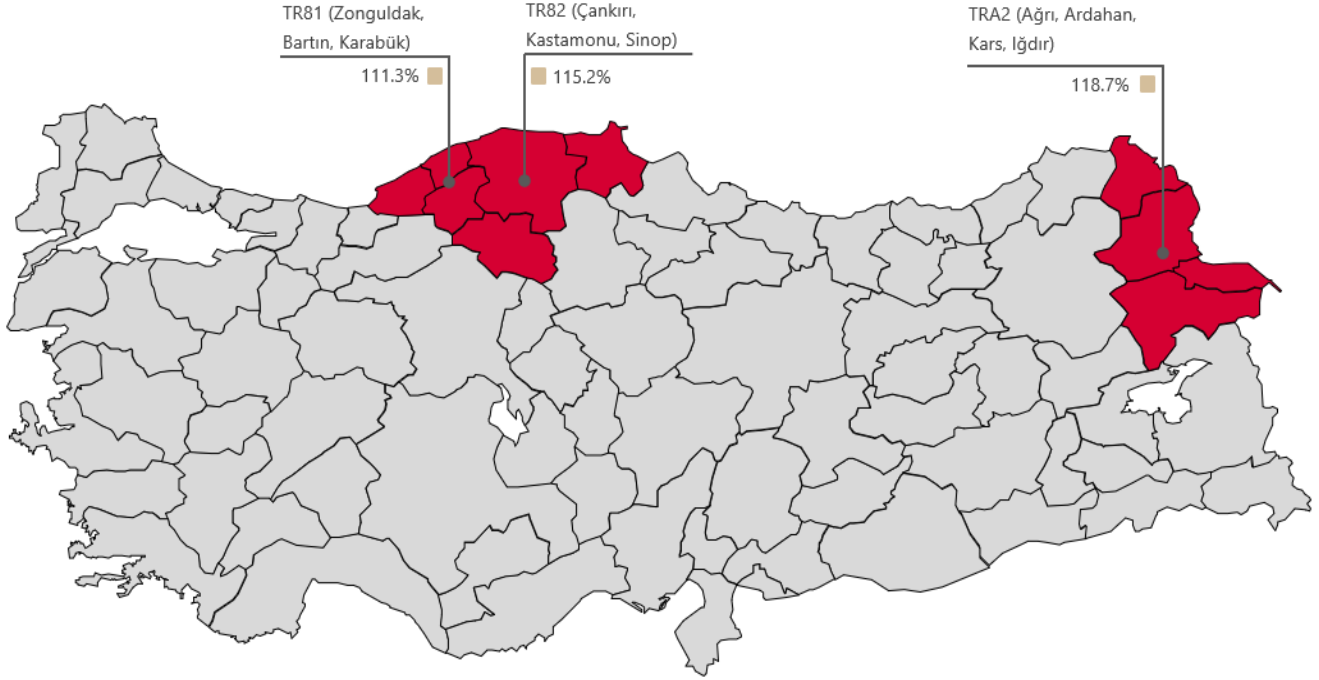


Table 1*: Residential Property Price Indices (2017=100) and Unit Prices

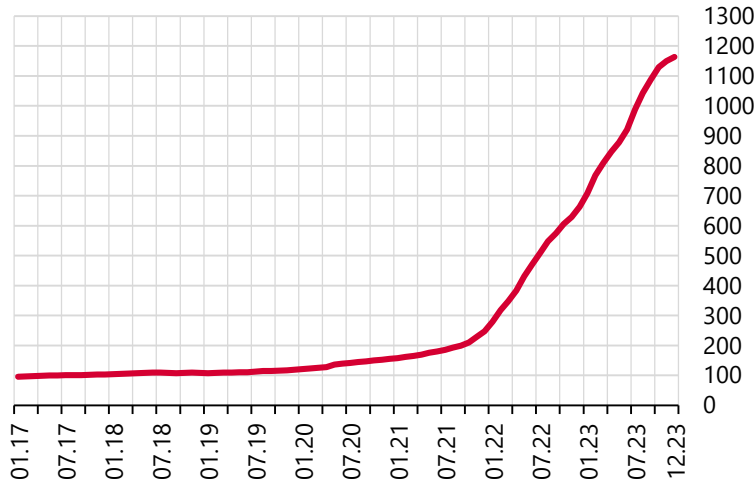
	Residential Property Price Index	Residential Property Price Index for New Dwellings	Residential Property Price Index for Existing Dwellings	Unit Prices (TL/m ²)**
	1163.2 (75.5%)	1258.2 (79.9%)	1147.7 (76.1%)	30487.3 ₺
	978.3 (61.8%)	1116.0 (71.7%)	968.0 (61.0%)	44293.0 ₺
	1220.3 (92.3%)	1435.8 (86.1%)	1199.9 (92.4%)	23855.9 ₺
	1208.5 (75.6%)	1346.5 (75.1%)	1188.2 (75.5%)	35640.8 ₺

Due to insufficient number of observations in Adıyaman, Malatya, Hatay, Kahramanmaraş and Osmaniye, which were affected by earthquake, the indices were kept constant starting from February 2023 for these cities.

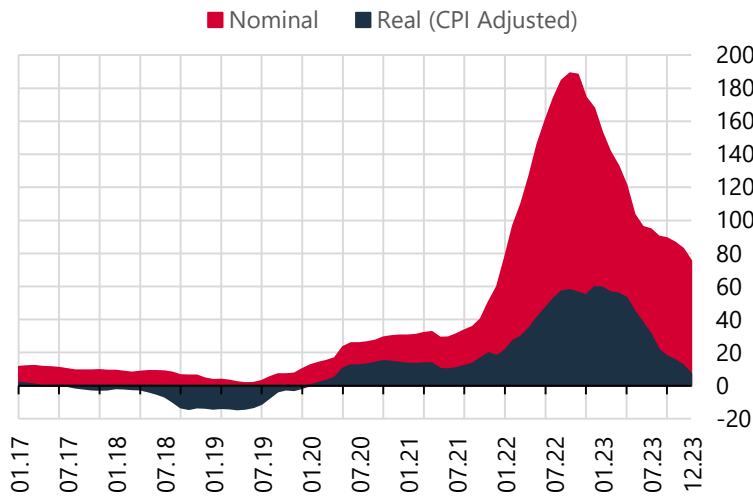
*Residential Property Price Index, Residential Property Price Index for New Dwellings and Residential Property Price Index for Existing Dwellings are independent indices produced by using different samples and different strata in accordance with the calculation method.

Square Meter Prices are constructed by using the **Stratified Median Price method.

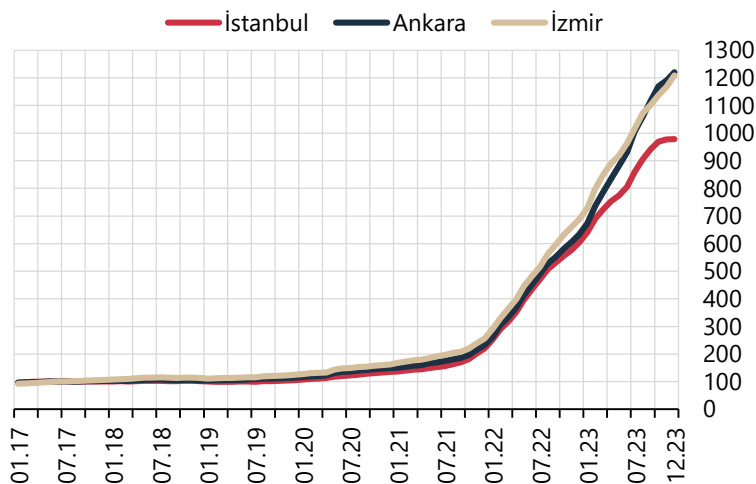
Figures in parentheses indicate annual percentage changes.

Graph 1: Residential Property Price Index (Level, 2017=100)

The Residential Property Price Index (RPPI) (2017=100), which measures quality adjusted price changes of dwellings in Türkiye stands at **1163.2** in December 2023 by a monthly increase of **1.1** percent.

Graph 2: Residential Property Price Index (Annual % Change)

The RPPI increased annually by **75.5** percent in nominal terms and by **7.1** percent in real terms.

Graph 3: Residential Property Price Index for Three Major Cities (Level, 2017=100)

In December 2023, the RPPI increased monthly by **0.1**, **2.5** and **3.5** percent in İstanbul, Ankara and İzmir respectively. İstanbul, Ankara and İzmir recorded an annual increase of **61.8**, **92.3** and **75.6** percent respectively.