

INVESTMENT TENDENCY STATISTICS

DATA GOVERNANCE AND STATISTICS DEPARTMENT
SURVEYS AND INDICES DIVISION

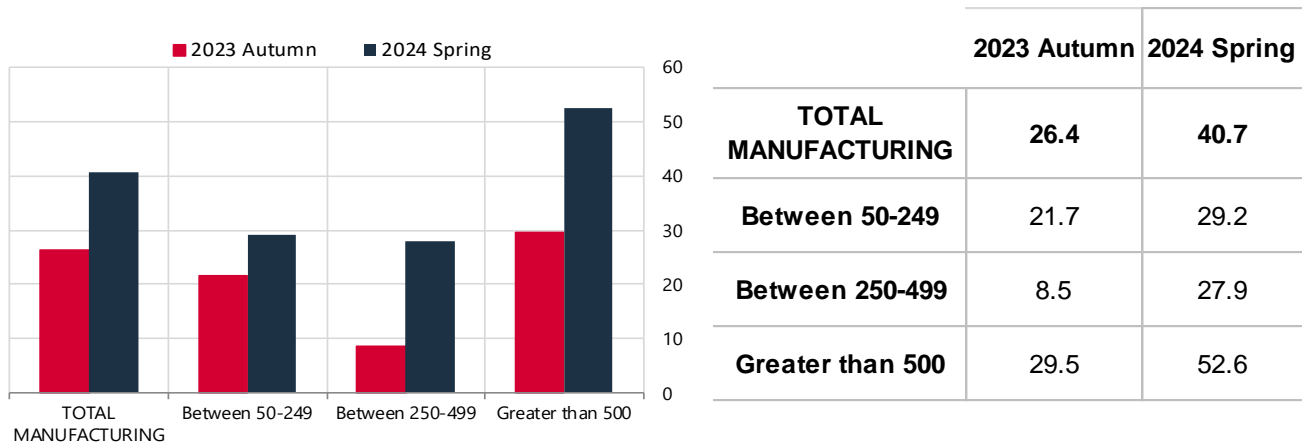
SPRING 2024



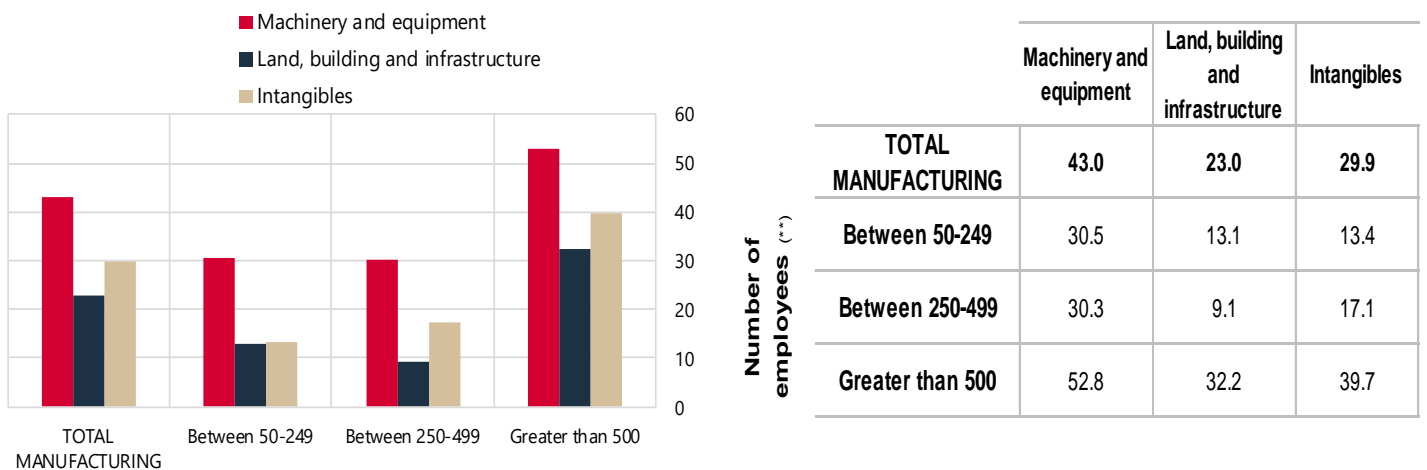
INVESTMENT TENDENCY STATISTICS SPRING 2024

Realized Investment Expenditures

Graph 1. Change in investments in 2023 on investments in 2022 (Balance (*))



Graph 2. Change in investments in 2023 on investments in 2022 - Breakdowns (Balance)

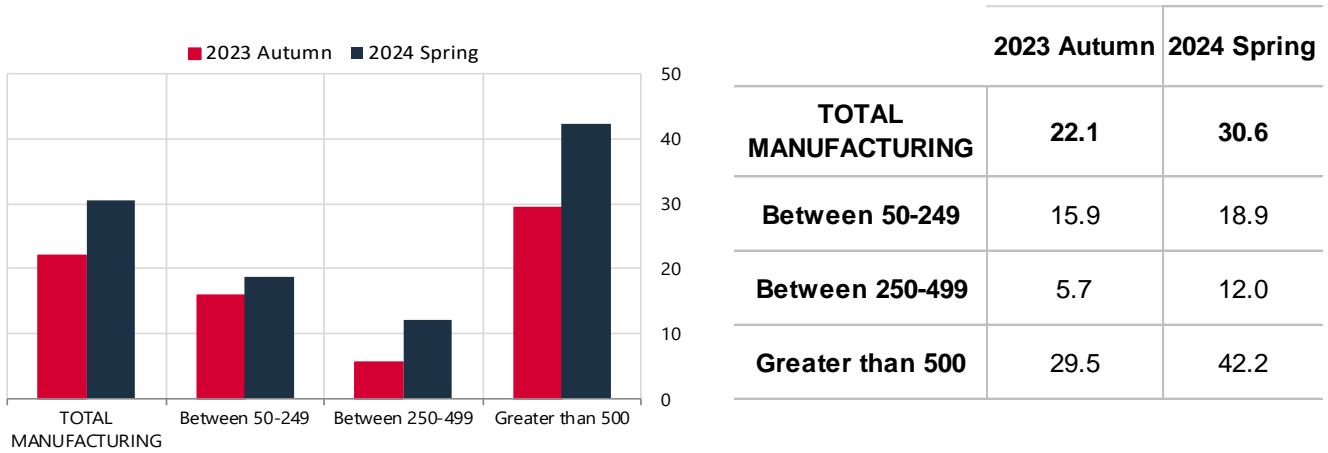


(*) Balance: The difference between the percentage of “more optimistic” (increased, will increase) responses and the percentage of “more pessimistic” (decreased, will decrease) responses.

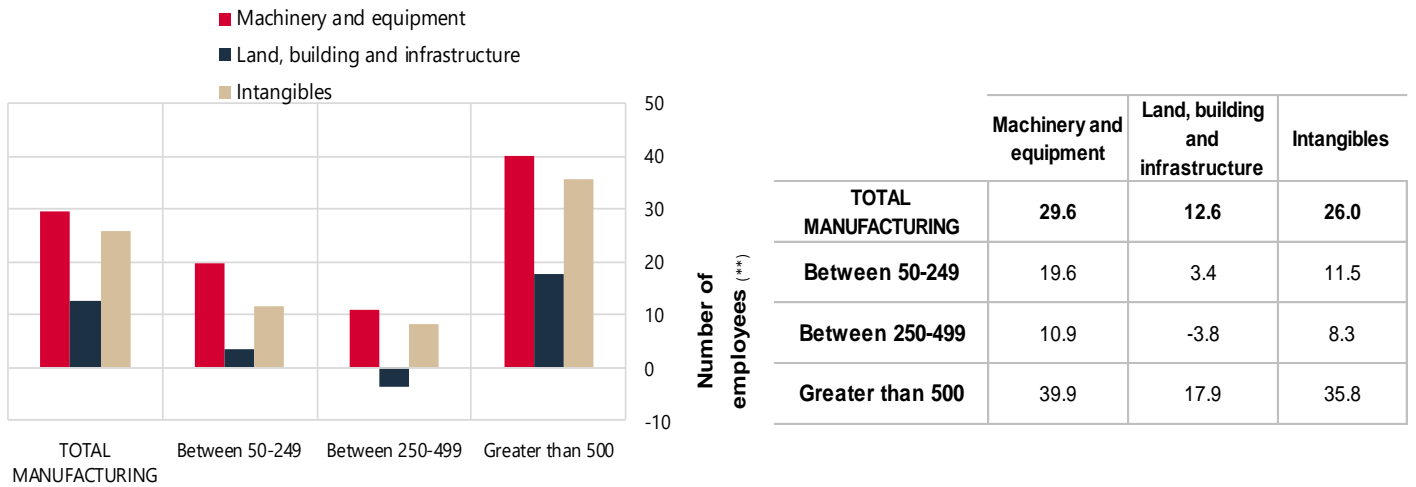
(**) Working in the production process

Expected Investment Expenditures

Graph 3. Change in investments in 2024 on investments in 2023 (Planned, Balance)



Graph 4. Change in investments in 2024 on investments in 2023 - Breakdowns (Planned, Balance)



(**) Working in the production process

- Since Autumn 2008, the Investment Tendency Statistics has been included in the "Joint Harmonized European Union Programme of Business and Consumer Surveys" and has been co-financed by CBRT and the European Commission. It has been published as part of the "Official Statistics Programme (OSP)" based on the Statistics Law of Turkey.
- Aggregated results and methodological information are available at the web site <http://www.tcmb.gov.tr> under the menu "Statistics/Tendency Surveys/Investment Tendency Statistics".
- The survey results are compiled from the responses of the respondents and do not reflect the views and predictions of the Central Bank of the Republic of Turkey.

For questions and suggestions

E-mail: iya@tcmb.gov.tr