

RESIDENTIAL PROPERTY PRICE INDEX

DATA GOVERNANCE AND STATISTICS DEPARTMENT
SURVEYS AND INDICES DIVISION

SEPTEMBER 2024



Residential Property Price Index (RPPI)

In September 2024, RPPI increased monthly by **1.0** percent, recorded an annual increase of **27.4** percent in nominal terms and an annual decrease of **14.7** percent in real terms.

- Regions having the highest annual changes
- Regions having the lowest annual changes

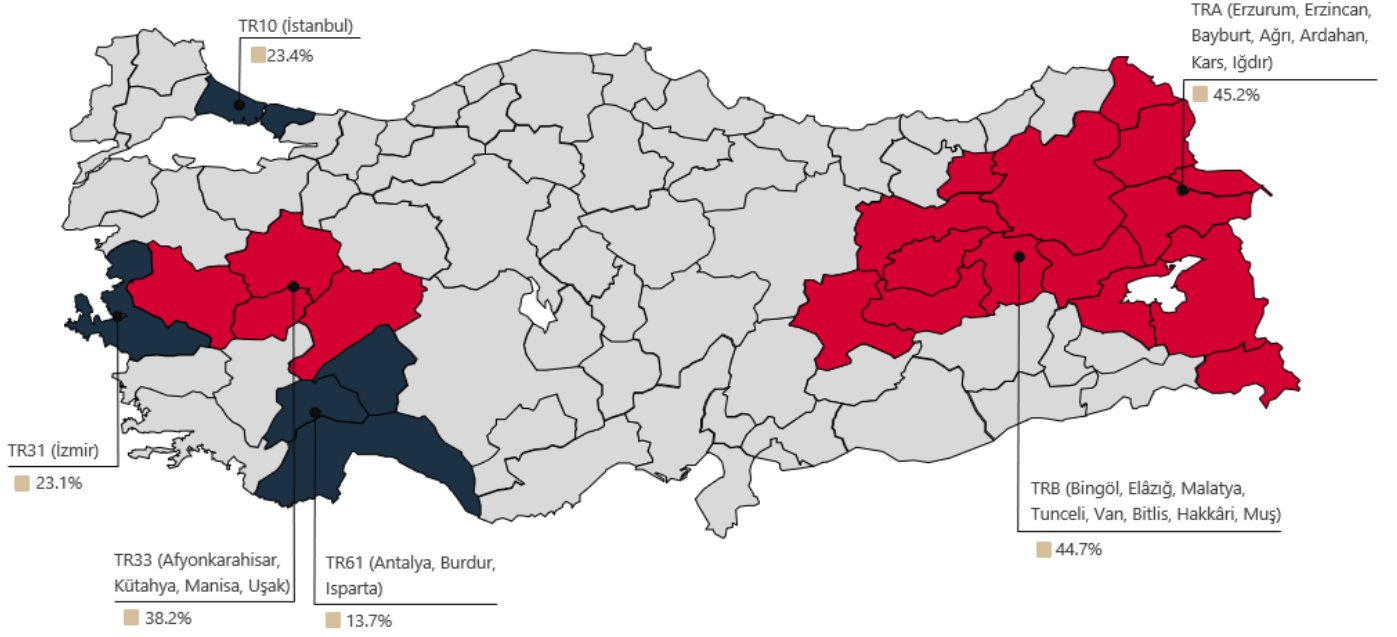
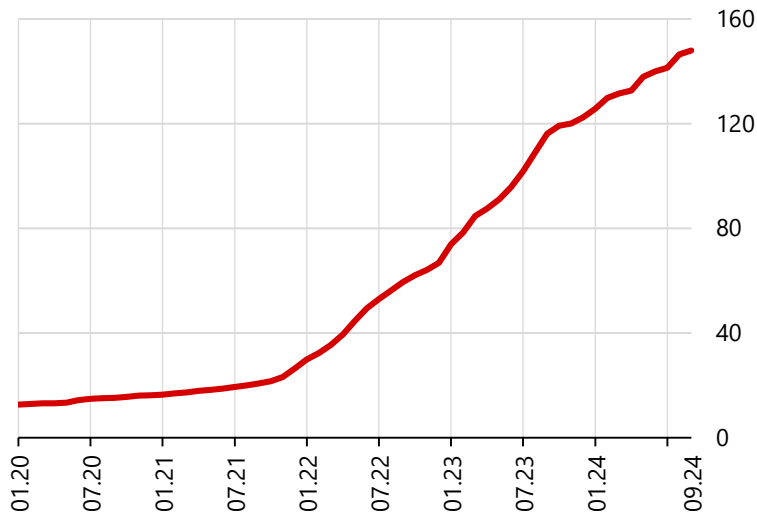
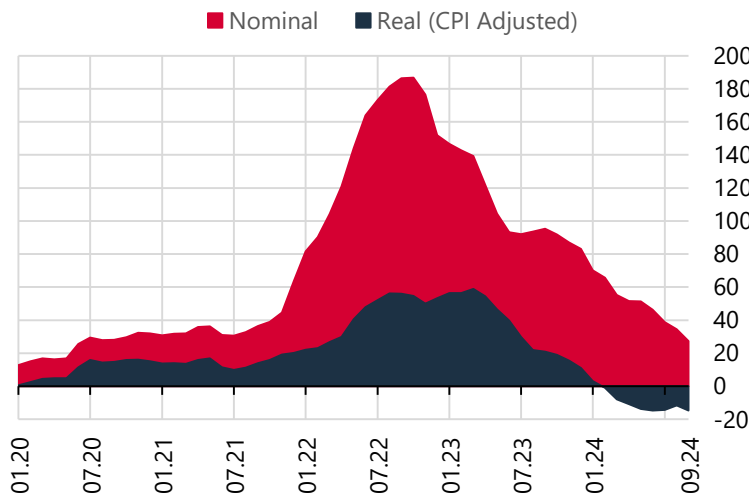


Table 1: Residential Property Price Indices (2023=100)

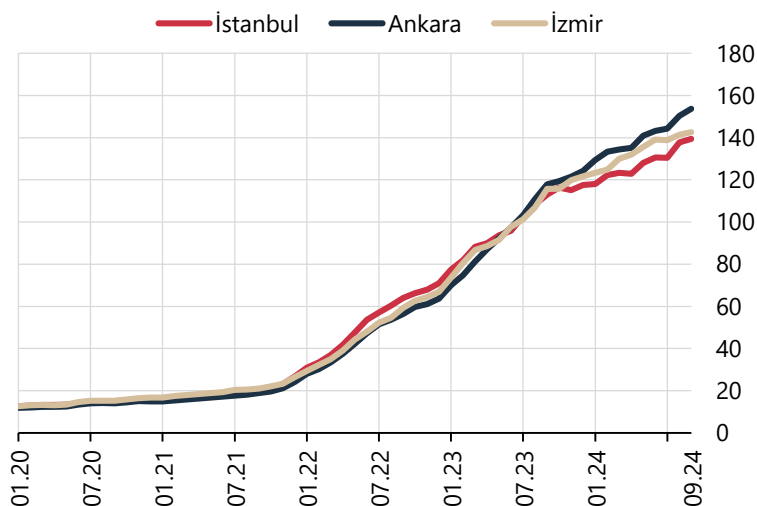
	TÜRKİYE	İSTANBUL	ANKARA	İZMİR
Residential Property Price Index	148.0	139.4	153.7	142.5
Annual Change	27.4%	23.4%	30.4%	23.1%
Monthly Change	1.0%	1.2%	2.2%	0.8%

Graph 1: Residential Property Price Index (Level, 2023=100)

The Residential Property Price Index (RPPI) (2023=100), which measures quality adjusted price changes of dwellings in Türkiye stands at **148.0** in September 2024 by a monthly increase of **1.0** percent.

Graph 2: Residential Property Price Index (Annual % Change)

The RPPI increased annually by **27.4** percent in nominal terms and decreased by **14.7** percent in real terms.

Graph 3: Residential Property Price Index for Three Major Cities (Level, 2023=100)

In September 2024, the RPPI increased monthly by **1.2**, **2.2** and **0.8** percent in İstanbul, Ankara and İzmir respectively. İstanbul, Ankara and İzmir recorded an annual increase of **23.4**, **30.4** and **23.1** percent respectively.