

RESIDENTIAL PROPERTY PRICE INDEX

DATA GOVERNANCE AND STATISTICS DEPARTMENT
SURVEYS AND INDICES DIVISION

MARCH 2025



Residential Property Price Index (RPPI)

In March 2025, RPPI increased monthly by **2.0** percent, recorded an annual increase of **32.3** percent in nominal terms and an annual decrease of **4.2** percent in real terms.

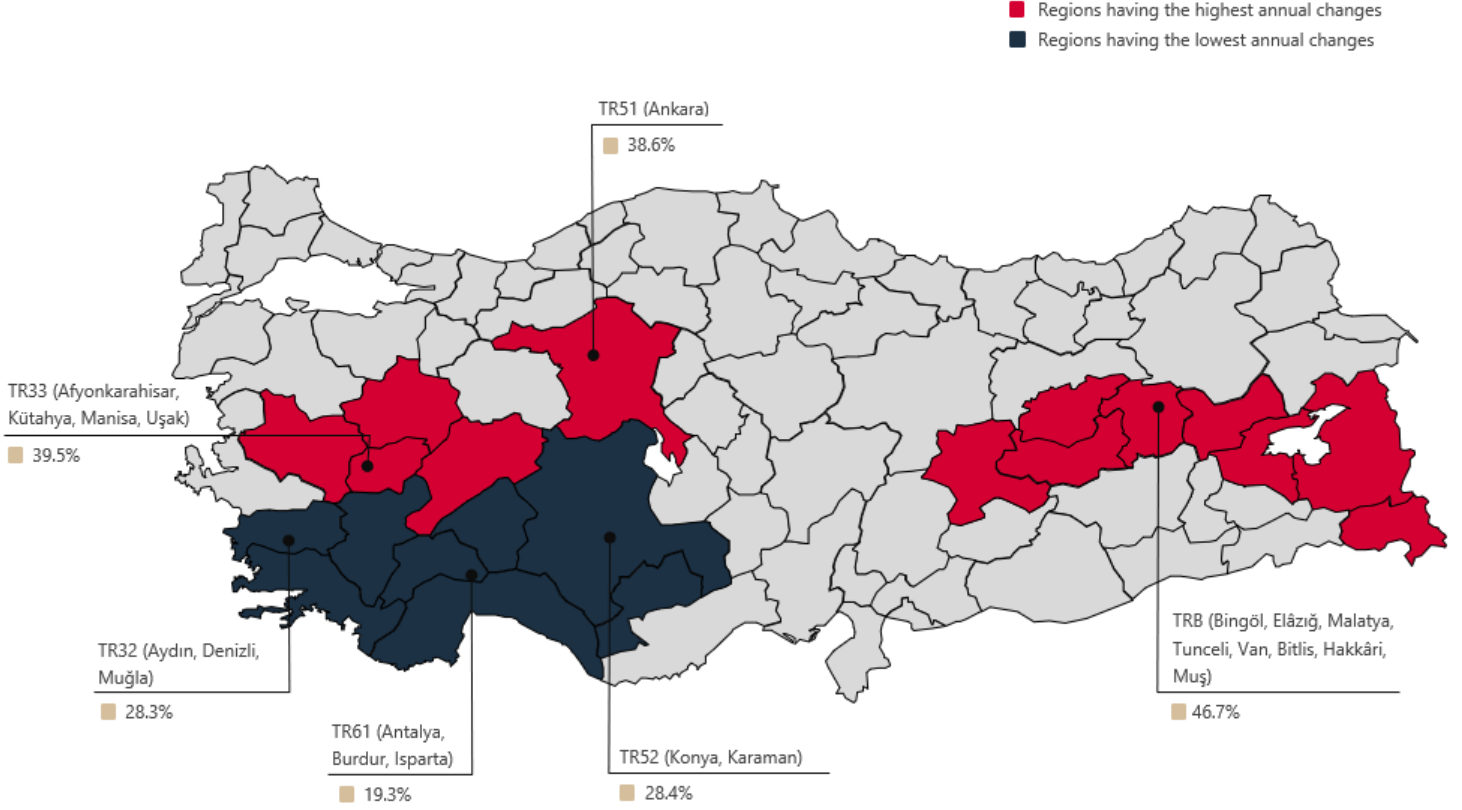
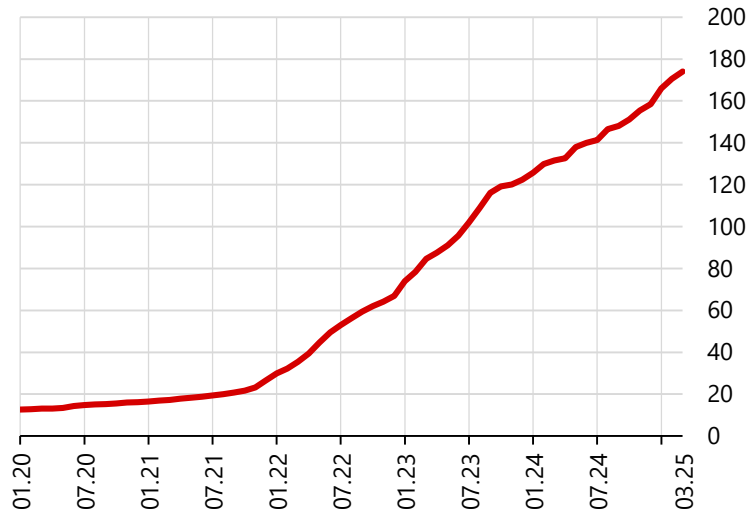
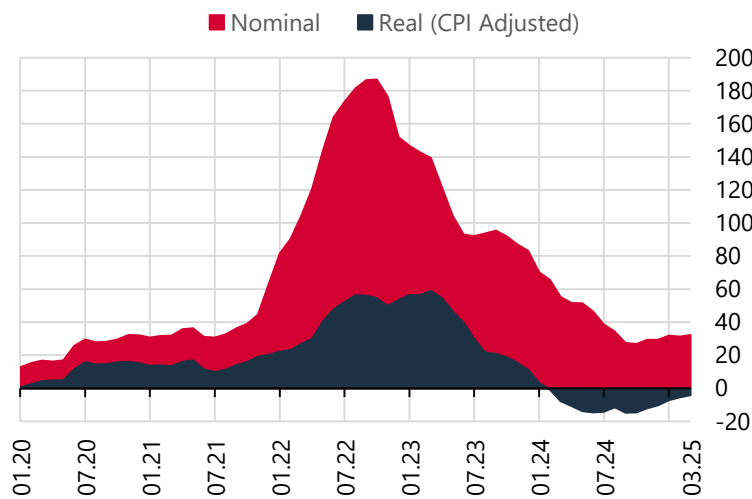


Table 1: Residential Property Price Indices (2023=100)

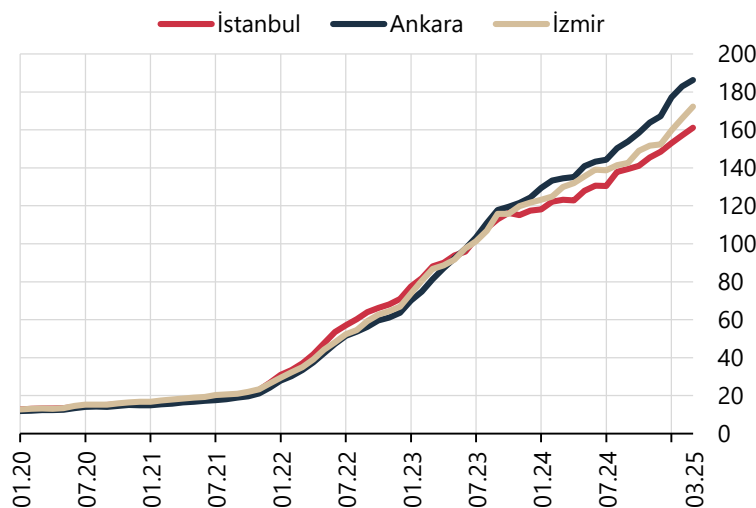
	TÜRKİYE	İSTANBUL	ANKARA	İZMİR
Residential Property Price Index	174.0	161.1	186.4	172.2
Annual Change	32.3%	30.7%	38.6%	32.5%
Monthly Change	2.0%	2.5%	1.9%	3.8%

Graph 1: Residential Property Price Index (Level, 2023=100)

The Residential Property Price Index (RPPI) (2023=100), which measures quality adjusted price changes of dwellings in Türkiye stands at **174.0** in March 2025 by a monthly increase of **2.0** percent.

Graph 2: Residential Property Price Index (Annual % Change)

The RPPI increased annually by **32.3** percent in nominal terms and decreased by **4.2** percent in real terms.

Graph 3: Residential Property Price Index for Three Major Cities (Level, 2023=100)

In March 2025, the RPPI increased monthly by **2.5**, **1.9** and **3.8** percent in İstanbul, Ankara and İzmir respectively. İstanbul, Ankara and İzmir recorded an annual increase of **30.7**, **38.6** and **32.5** percent respectively.