



Foreign Exchange Assets and Liabilities of Non-Financial Companies

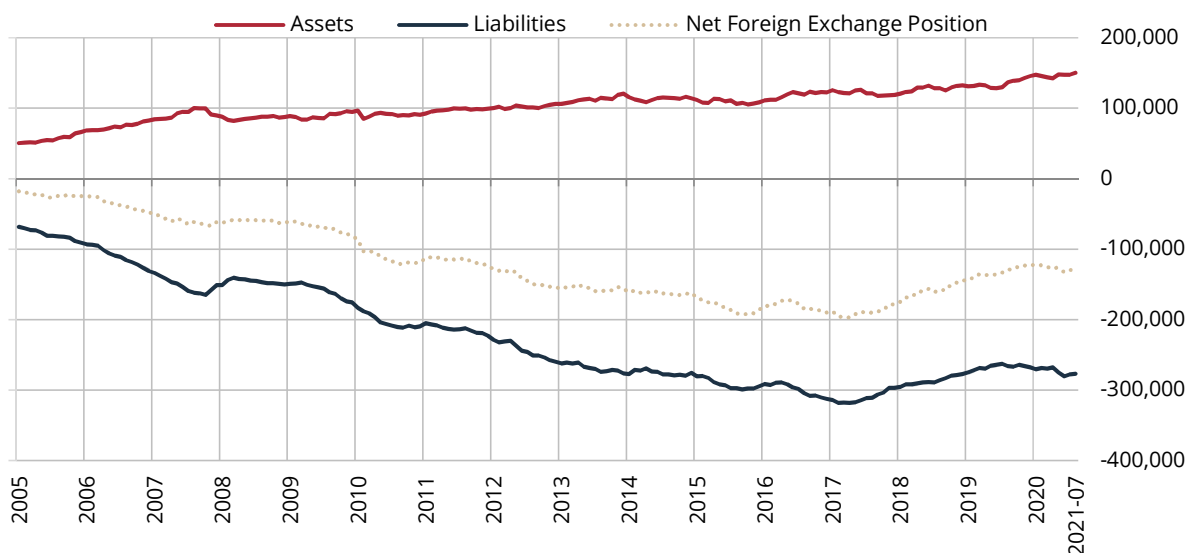
Data Governance and Statistics Department

JULY 2021

Evaluations

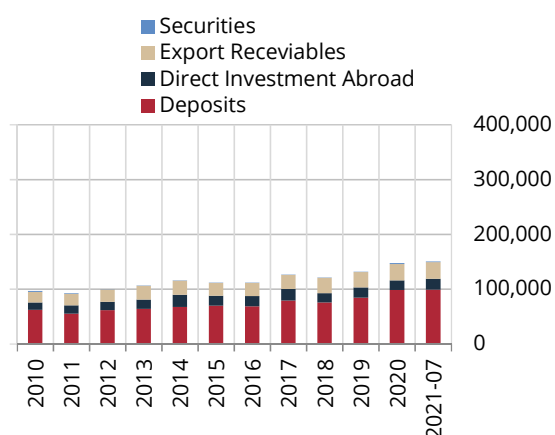
According to the table of Foreign Exchange Assets and Liabilities of Non-Financial Companies as of July 2021, assets increased by USD 2,587 million while liabilities decreased by USD 705 million, compared to June 2021. Accordingly, Net Foreign Exchange Deficit recorded USD 126,710 million indicating a decrease of USD 3,292 million compared to June 2021 (Graph 1).

Graph 1. Net Foreign Exchange Position - Assets and Liabilities (Million USD)

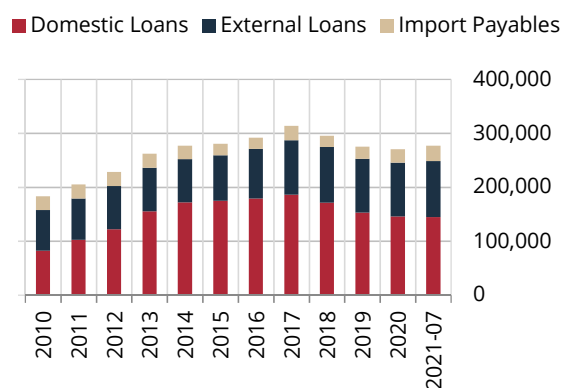


On the asset side; deposits held by domestic banks and direct investments abroad increased by USD 3,724 million and USD 307 million respectively, while export receivables decreased by USD 1,420 million compared to June 2021. Accordingly, assets recorded an increase by USD 2,587 million (Graph 2). On the liability side; domestic loans, external loans (excluding trade credits) and import payables decreased by USD 74 million, USD 129 million and USD 502 million respectively, compared to June 2021. Accordingly, liabilities recorded a decrease of USD 705 million (Graph 3).

Graph 2. Composition of Assets (Million USD)

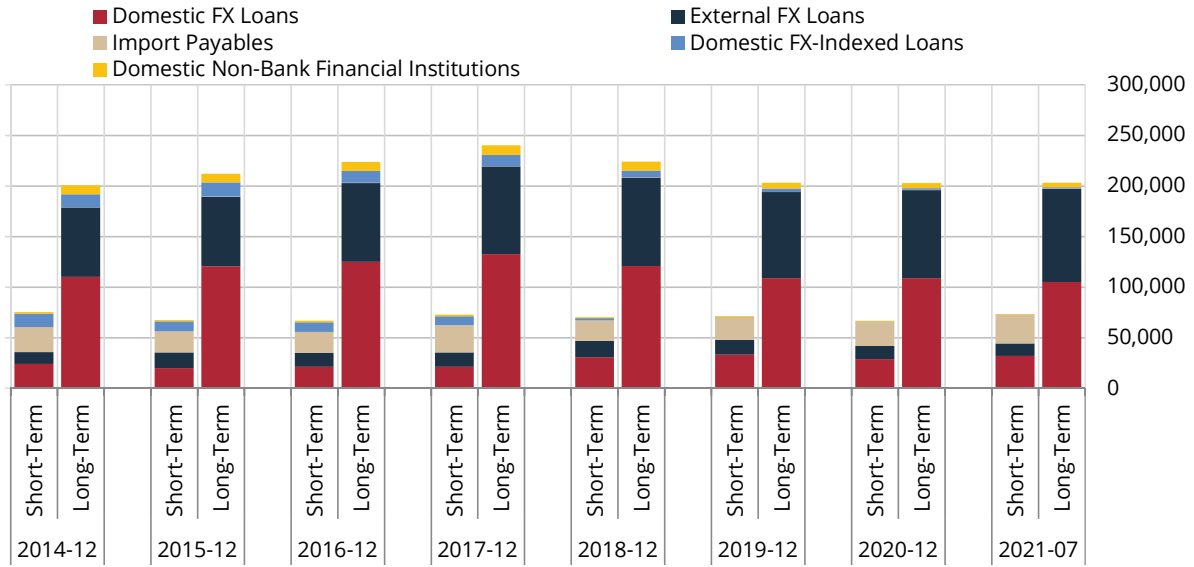


Graph 3. Composition of Liabilities (Million USD)



In July 2021, short-term domestic loans increased by USD 735 million, while long-term domestic loans decreased by USD 810 compared to June 2021. Short-term external loans increased by USD 163 million, while long-term external loans decreased by USD 794 million (Graph 4).

Graph 4. Maturity Breakdown of Liabilities (Million USD)



In July 2021, short-term assets recorded USD 130,704 million while short-term liabilities recorded USD 73,117 million. Accordingly, Short-Term Foreign Exchange Surplus recorded USD 57,587 million indicating an increase of USD 1,382 million compared to June 2021. The share of the short-term liabilities in total liabilities is 26 percent (Graph 5).

Graph 5. Share of the Short-Term Liabilities in Total Liabilities (%)

